

Ikegami

4K

MKC-X800

NATIVE 4K MEDICAL GRADE CAMERA

VALUE FOR THE NEXT GENERATION



ACTUAL SIZE



MKC-X800 4K

NATIVE 4K MEDICAL GRADE CAMERA



MKC-X800 is the beginning of Ikegami's new camera generation for 4K resolution. MKC-X800 is a 4K-native progressive-scan 1-CMOS model with an ultra-compact head designed to be operated from a remote CCU. Features include ultra-high resolution, sophisticated GUI and single cable 4K output.

Excellent Image Quality with 4K Native Sensor

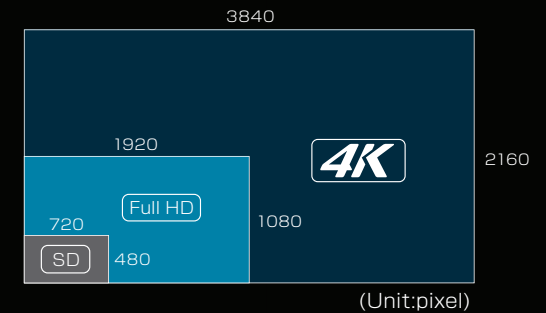
The 4K native sensor provides excellent video image quality. It produces superb resolution (1800TV lines horizontal resolution) and low picture noise (58dB S/N).

Touch Panel and Sophisticated GUI

Ikegami has developed a sophisticated and userfriendly new GUI design for the CCU (Camera Control Unit) touch panel. The GUI provides easier understanding and easier operation.

12G-SDI Output Possibility

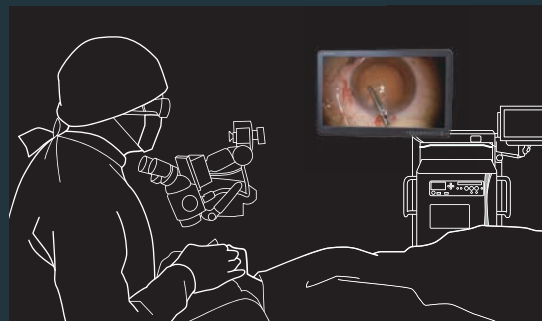
MKC-X800 provides 4K output in 12G-SDI. This signal format comes from the professional broadcast sector and allows 4K connection over a single coax cable for long distances (Maximum 50m) without signal quality loss.



EXTRA-VALUE IN 4K IMAGE


Ultra High Resolution

4K imaging technology allows identification of fine structures with greater precision that can lead to high quality Heads-up surgery.



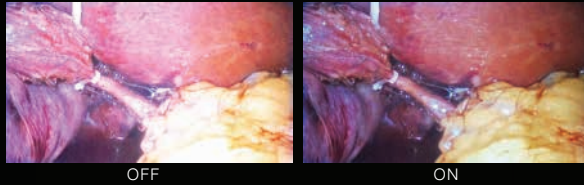
Wide Color Gamut (BT.2020)

Higher color reproductivity displaying, for example, very fine detail such as small veins to help specify the blood point.



HDR Mode

HDR Mode delivers wide dynamic range reproduction of the video. This function ensures that high quality display extends both to dark and bright areas of the image.



Various Image Outputs

MKC-X800 provides various 4K outputs as 12G-SDI (or 3G-SDI x4) or HDMI2.0. 4K and HD(1080p/1080i) images can be output simultaneously. It also matches the existing HD system.



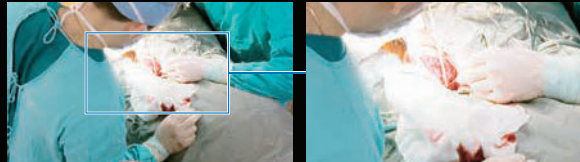
MKC-X800 Rear Panel

Multi-Language Support

As a state-of-the-art global medical device, the camera's GUI and OSD menu both support English, German, French and Spanish multi-language.


Digital Zoom

Electronic zoom for the center of an image is available, up to four times.



Color Correction Function

The color correction is much easier by using the newly designed rotary switch. The precise color adjustment is also available by tuning 16 axes of the color gamut in both hue and saturation.



Versatility

Line Mix Mode can increase the sensitivity to two times while maintaining 1800 TV lines of ultra high definition video resolution. By activating the High Sensitivity Mode, total sensitivity can be enhanced as much as four times greater than normal. Not only for normal operations, but also suitable for light sensitive situations.

Compact and Lightweight Camera Head

The MKC-X800 has a very compact and lightweight 4K native camera head.



Name-Editable Scene File

4 scene files are provided to store pre-set memories of various control functions for convenient use. The name of each scene file is editable by touch panel operation.


Antibacterial Coating

The camera head and CCU are coated to improve infection control.

3D Master-Slave Control for Heads-up Surgery (HUS)

By setting up two cameras as master and slave, the slave camera will automatically follow the control of master camera. This function is ideal for use in a Heads-up Surgery system.

ACCESSORIES



MLW-2750UHD

27-inch Medical Grade
4K UHD Color Monitor



CFA-400

Surgical Microscope
Adaptor



OFLTV-SP

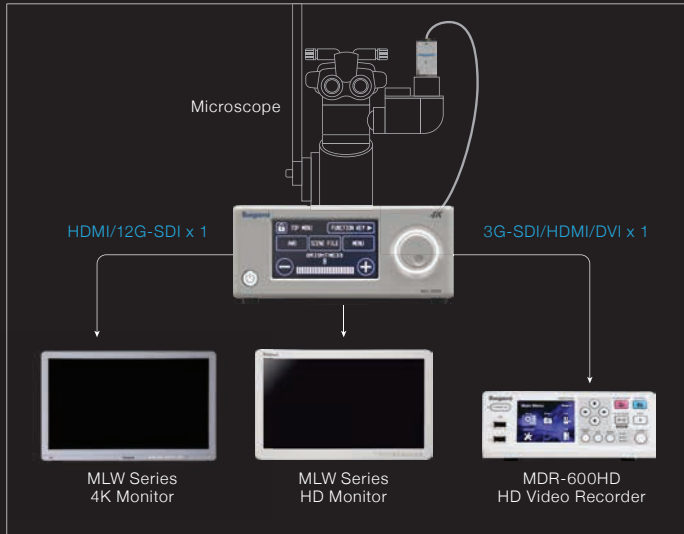
Dual Foot Switch



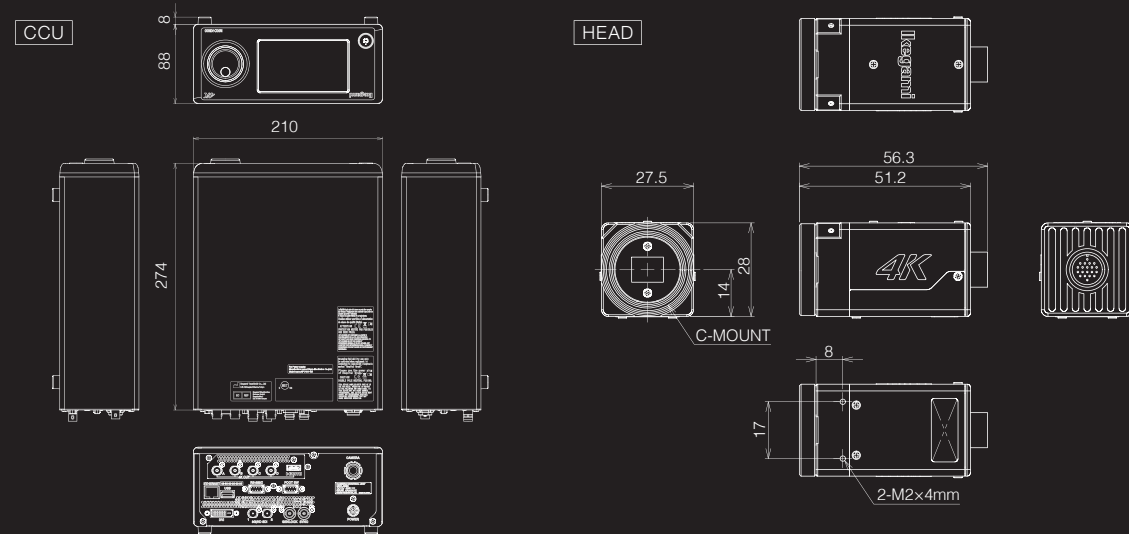
10m Extension Cable

(to be used with standard
5m Camera Cable)

System Example



Dimensions (Unit:mm)



Ratings/Performance MKC-X800

Image Pickup Device	1/2.52 inch 4K native sensor
Lens Mount	C mount
Effective Pixels	3840 x 2160
Sensitivity	F8 at 2000lx/3200K, Line Mix ON
Output Signal	4K: HDMI2.0 ,12G-SDI or 3G-SDI x4 HD: 3G-SDI, DVI, HDMI
Input Signal	RS-232C, Foot Switch

Camera Cable	5m, 5+10m
Power Consumption	50W or less
Weight	Head 80g or less CCU 3.0kg or less
Dimensions	Head W27.5 x H28.0 x D51.2mm CCU W210 x H88 x D274mm

Functions	Auto Functions (Gain,White balance, Shutter, Knee), Slow Shutter, High Sensitivity Mode (Pixel mix, Line mix, Pixel/Line mix) , Detail Enhancement,16 axes Color Correction, Digital zoom (Max. x4), Flip & Mirror, etc.
-----------	--

Design and specifications are subject to change without notice.

Ikegami Tsushinki Co.,Ltd.

■ URL : www.ikegami.co.jp/en/

■ Headquarters : 5-6-16 Ikegami, Ohta-ku, Tokyo 146-8567, Japan

■ Beijing Office : Tower A Room No.823-824 Jia Tai International Mansion No.41 East Fourth Ring Road, Chaoyang District, Beijing, China

Ikegami Electronics (U.S.A.), INC.

■ URL : www.ikegami.com

■ Headquarters : 300E Route 17 South, Mahwah, NJ 07430, U.S.A.

Ikegami Electronics (Europe) GmbH

■ URL : www.ikegami.de

■ Headquarters : Ikegami Strasse 1, D-41460 Neuss, Germany

Ikegami Electronics Asia Pacific Pte.Ltd.

■ URL : sg.ikegami.co.jp

■ Headquarters : 1 Tampines Central 5, #06-04 CPF Tampines Building, Singapore 529508

TEL. +81-(0)3-5700-4114 / FAX. +81-(0)3-5748-2200

TEL. +86-10-8571-0350

TEL.+1-201-368-9171 / FAX.+1-201-569-1626

TEL.+49-(0)2131-1230 / FAX.+49-(0)2131-102820

TEL.+65-6260-8820 / FAX.+65-6260-8896



U421A199-IB



Certified JQA-0755
Certified JQA-EM3888