



RM-71F Quick Guide




**UHL-F4000
Multi Purpose Camera**

Contents

- **Function SW**
- **VR Function**
- **Color Balance**
- **PUSH SW 1**
- **PUSH SW 2**
- **PUSH SW 3**
- **DEHAZE and DNR**
- **SHARPNESS**
- **AVC**
- **ATW**
- **IRIS**
- **PUSH SW**
- **Special SW**
- **Indications**



Function SW



Assignable SW for F1 F2 and F3

- **BARS(F1)**
- CAP
- CAL
- KNEE
- A KNEE
- FLARE
- DTL
- SOFT DTL
- SKIN DTL
- HTDL
- W CLP
- MATRIX
- C SAT
- C COR
- VRCL
- AVC1
- AVC2
- AVC3
- AVC4
- **D ZOOM(F2)**
- **CUT OUT**
- **SHRP**
- SCEN
- HOLD
- **FOCUS(F3)**
- EMPT

VR Function



VR

- LENS IRIS
- M-PED
- DNR
- DEHAZE
- C.TEMP

Color Balance




Setting for Color Balance and Black Balance

- AWB ch
- AWB
- ABB
- ATW
- C-TEMP



PUSH SW 1



Rotate the PUSH SW and press to enter

MENU

Press and hold MENU SW

ND CC

ND 1-5 (CLR, 1/4, 1/16, 1/64, 1/256)
CC A-E (CLR, 4300k, 6300k, CROSS, OP)

PUSH SW 2



Rotate the PUSH SW and press
to enter

GAIN

GAIN UP/DOWN

-6,-3,**0**,3,6,9,12,18,24,30,36,42,48,54,60,66,72dB

SHUT


PRESET SHUTTER

1/100,1/120,1/250,1/500,1/1000,1/2000,1/4000,1/10000

VARIABLE SHUTTER

1/60 - 1/10000(59.94Hz) 1/50-1/10000(50Hz)

PUSH SW 3



Rotate the PUSH SW and press to enter

D. ZOOM
DIGITAL ZOOM
OFF, x1.1 to x10.0

C.OUT
HD CUT OUT
Cut out picture form the 3G OUT

DEHAZE and DNR



DEHAZE
Fog and haze removal function

DNR
DIGITAL NOISE REDUCTION



SHARPNESS



SHARPNESS
SHARPNESS ON/OFF by MENU

SHARPNESS
CONTROL
From 0 to 15



AVC



AVC
AUTO VIDEO LEVEL CONTROL

AVC 4MODE
AVC1 AVC2
AVC1 set to Natural mode and AVC2 set to Security mode by changing the parameters



ATW




ATW
AUTO TRACKING WHITE BALANCE

AWB and ABB
AUTO WHITE BALANCE, AUTO BLACK BALANCE

C.TEMP
VARIABLE COLOR TEMP
1-axis manual color temperature adjustment function



IRIS



IRIS
MANUAL IRIS

AUTO
AUTO IRIS

PUSH SW



Control function by PUSH SW

FACTORY SETTING

ND	CC	Gain	Gamm	GMod	Bkst	AWB	Shut
1	B	0	0.45	NOR	OFF	Ach	OFF
Sped	D.ZM	DTL	FLR	KNEE	SPKn	SMKn	WCLP
OFF	OFF	ON	ON	ON	OFF	3	ON
CSAT	SCEN	SCEN	CUT	HOLD	SHRP	SHRP	
OFF	1	OFF	OFF	OFF	OFF	0	

MENU ON
MENU
SEL

Special SW



KNOB FREE
VR One side correction
for M-PED and C TEMP

PSF
Switches to PSF mode when 1080i HD-
SDI is used.

Indications



EXT

LENS LED ON with LENS EXT ON
DGTL LED ON with Digital EXT ON
 (Digital Ext function is not supported for UHL-F4000)

ALARM

(OPT level, FAN, temperature, voltage information are displayed on the MONITOR OUT as alarms)