

# Ikegami

2M/E Digital Video Switcher


## HSS-200



2M/E

16 Input 6 Output

4 Keyer

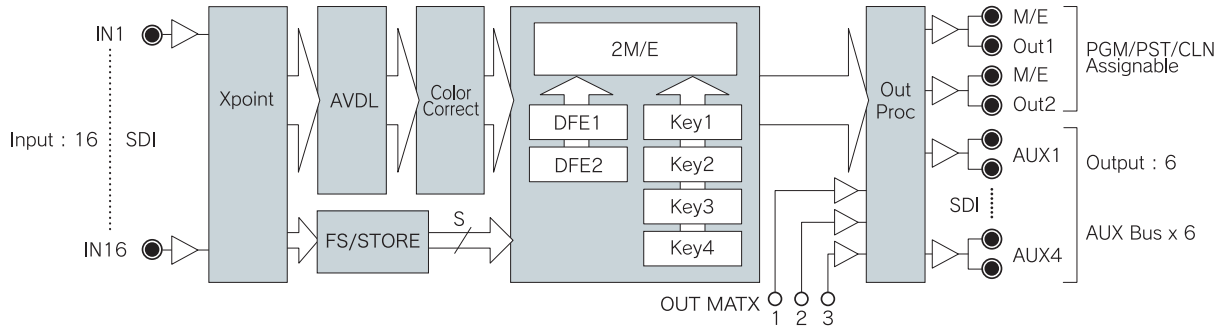


# 2M/E Digital Video Switcher HSS-200

The HSS-200 is a compact 16x6 I/O, 2M/E switcher which is optimized for live video production such as Flight Rack application or small mobile van installation. Optional Tally Ports, Intercom Module, and Sync Generator support easy system integration.

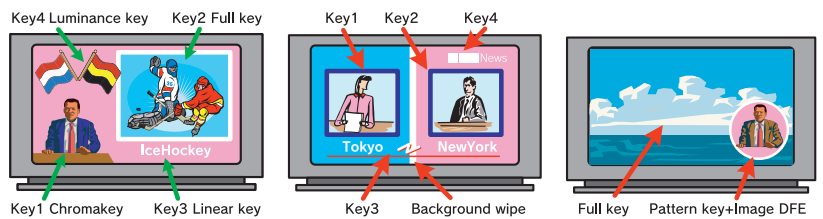


## System Diagram (including options)

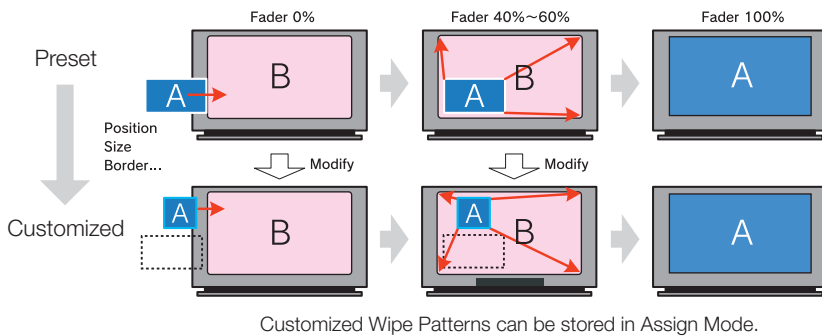


## Image Effects

400 preset/customized Wipe Patterns are available. Linear Key, Luminance Key, Chroma Key, Pattern Key or Full Key can be selectable.



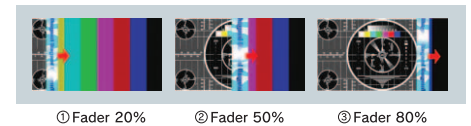
## Customized Preset Wipe Patterns




## CG Wipe

CG Wipe can be created with Key Frame and DFE

Sample 1



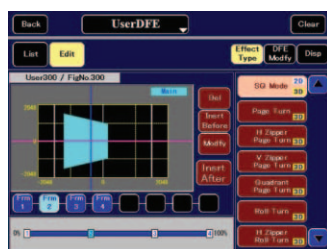
Sample 2



## Programmable Effects

7 modes of Programmable Effects are available as below:

- 1 Assign Mode Preset Wipe Pattern can be customized and stored.
- 2 Effect Memory Up to 100 patterns of M/E assignment, Transition pattern and Key Setup can be stored.
- 3 User DFE Up to 100 patterns of customized Wipe patterns can be stored
- 4 KEY Memory 4 patterns of Key Setup can be stored.
- 5 Source Memory Key setup for input sources and Color Corrector Setup can be stored.
- 6 Button Memory 100 patterns of operating order can be stored.
- 7 Key Frame Key Frame Memory for 2ch DVE (50 Frames x 14 Register)



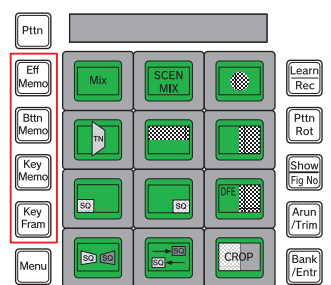
User DFE



Key Frame : Time Line



Key Frame : DFE Editor



Effect Pad

## Operation Console and Mainframe



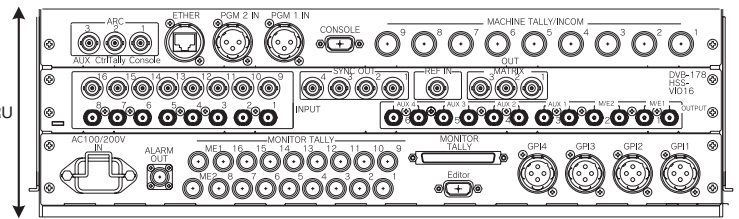

Operation Console

### Operation Console

- Supports PGM/PST transition
- 14 Cross Point Buttons
- 8.4-inch LCD Touch Panel
- USB port for Setup Data Storage
- 19-inch Rack Mountable Width and 4RU Height

### Mainframe

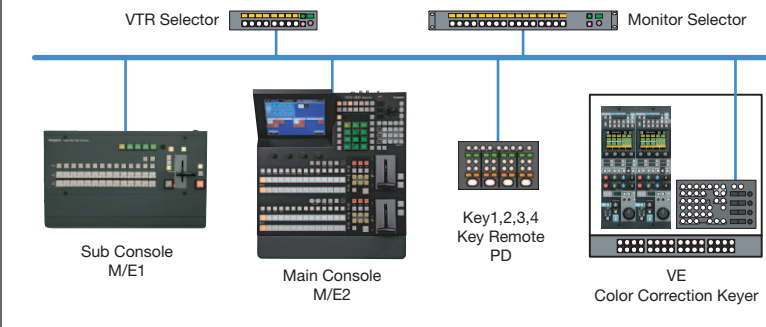
- Low Power Consumption, 150W or less
- 19-inch Rack Mountable Width and 3RU Height
- Optional Tally, Intercom, GPI, Sync Generator and Editor I/F available



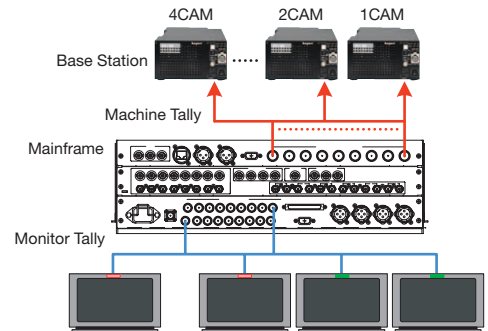
Mainframe Rear Panel (with Options)

## System Examples (with Options)

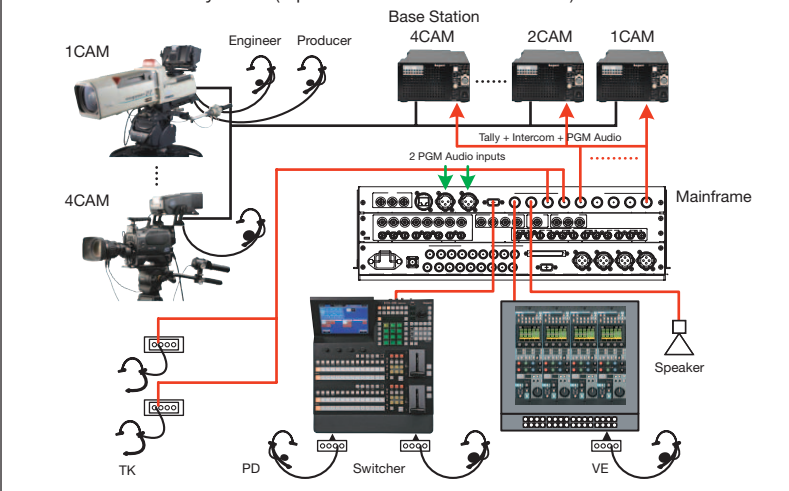
### M/E Remote, VE Console and AUX Remote Configuration



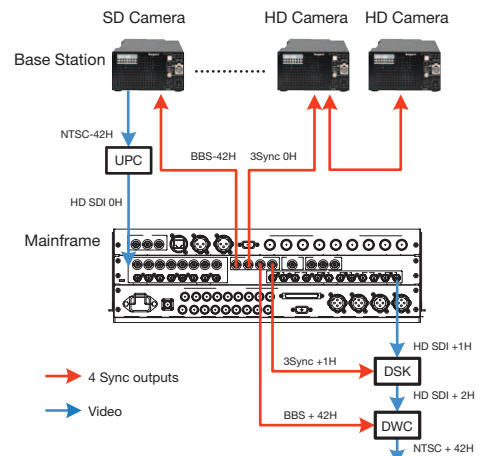
### Independent Monitor Tally Outputs and Machine Tally Outputs



### 4-Wire Intercom System (Up to 11 Headsets available)



### 4 Sync Generators



# 2M/E Digital Video Switcher HSS-200

## Configurations

1. Standard Configuration	
Description	Feature
HSS-200 Mainframe DCC-037 Operation Console Standard Accessory	16 Input and 6 Output, 2M/E, 2ch DVS-084 2D DVE Sub Module installed, 3RU Height 2M/E, 19-inch rack width, Rackmountable, 4RU Height 2x AC Cable for Mainframe and Operation Console 1x 5m ARCNET Cable 1x 5m ETHERNET Cable 1x CD-R, PDF Operation Manual
2. Factory Option	
Description	Feature
DVS-070 3D DFE Sub Module 4-Wire Intercom Function DCP-004 Intercom Module(2x) Monitor Tally Connector Panel Additional Still Store/Frame Synchronizer 4ch Sync Generator Output Matrix Function Monitor Tally Multi-Connector 4ch GPI Port Redundant Power Supply for Mainframe RS-422 Interface	1ch 3D DFE Sub Module, Up to 2x DVS-070 can be installed. Supports up to 11 Headsets, including Machine Tally/Intercom Rear Panel Intercom Terminal for Operation Console (*1) 18 Separate Tally Out Connectors, Red/Green Tally Open-Collector Output Still Store: Output 2ch → 8ch / 7 Frames → 28 Frames, FS: 1ch → 4ch (*2) 4ch Black Burst/Tri-level Sync Output Additional Cross-points for 3 inputs to assign AUX1-4 Outputs Red/Green Tally Open-Collector Output assigned to 68 pin Multi-Connector (*3) 4x XLR-4 Connector One AC Input is used for 2 Power Supplies For RS-422 Editor Interface
3. Other Option	
Description	Feature
Desk Mount Adaptor for Console Rack Mount Adaptor for Console Slide Rail Set for Mainframe Carrying Case for Console Carrying Case for Mainframe Operation Manual (Printed Book)	Mount Adaptor for Console Mount Adaptor for 19-inch Rack with Drawer Mechanism To fix rear side of Electronic Frame onto Rack Open Top Type Front/Rear Open Type CD Manual included as Standard Accessory
4. Remote Panel / Adaptors	
Description	Feature
DCC-040 M/E Remote Panel DCP-230 CTRL-16 Panel Rack Mount Adaptor for DCP-230 DCP-142 CTRL-32 Panel DCX-122 CTRL-16 Box DCX-110 CTRL-32 Box DPX-002 AC Adaptor DCF-035 ARCNET HUB DCF-032 ARCNET HUB DCF-033 ARCNET HUB Rack Mount Adaptor for DCF-033/035 DCX-160 KEY REMOTE BOX DCB-493 SW-4DSK Unit DAX-003 Intercom Terminal Box DCX-175 VE Console Box DCP-234 VE Console Panel Rack Mount Adaptor for DCP-234 DCP-235 VE Console Panel DCX-173 Tally Distribution Box DCX-142 Tally Box ARCNET IF Unit	Able to assign 1M/E to DCC-040 8 Buttons / 2 Rows, AUX Bus Control Panel, 19-inch Half Width / 1RU 19-inch Width with Blank Panel 16 Buttons / 2 Rows, AUX Bus Control Panel, 19-inch Width / 1RU 8 Buttons / 2 Rows, AUX Bus Control Box 16 Buttons / 2 Rows, AUX Bus Control Box AC Adaptor for Remote Panel/Box 8 Ports / 50W Power Supply, 19-inch Half Width / 1RU 16 Ports / 100W Power Supply, 19-inch Width / 1RU 16 Ports / 100W Power Supply, 19-inch Half Width / 1RU 19-inch Width with Blank Panel XLR-4 Connector Interface 4 DSK Controller Supports 4-Wire Intercom with Headset Amplifier (*1) Color Corrector/Keyer Control Box (Table Top) Color Corrector/Keyer Control Panel (Rack Mount) 19-inch Width with Blank Panel Color Corrector/Keyer Control Panel (19-inch Drawer Mount) R/G Tally and M/E Tally Distribution for 16 Input Source R/G Tally and Source Name Indication Adsub1549A-5000 (USB ⇔ ARCNET Conversion) for SST (*4)

Note:

- \*1: Optional '4-Wire Intercom Function' required
- \*2: SS and FS share the internal memory with trade-off basis (2ch SS = 1ch FS)
- \*3: Either Multi-Connector or Separate Connectors can be installed
- \*4: Ikegami's original Setup Terminal Application

## Rating / Performance

Video Input	16 Inputs / HD-SDI (SMPTE292M) or SD-SDI (SMPTE259M)
Video Output	6 Outputs / HD-SDI (SMPTE292M) or SD-SDI (SMPTE259M)
External Sync Input	Tri-level Sync, ±0.3V High Impedance or Black Burst, 0.286Vp-p High Impedance
Video Delay	1.0H Typical, ±0.3H adjustable
AVDL Timing	-1.3H ~ +0.7H against Reference Signal
Output Phase control Range	+0.3H ~ +1.3H against Reference Signal
Control System Delay	3VD (50ms) or less
Ambient Temperature	0 ~ 40 °C (+32 ~ +104 °F): Full Performance Assured 0 ~ 45 °C (+32 ~ +112 °F): Operation Assured
Control Cable	ETHERNET: 100Base-TX/RJ-45 Cable, Up to 100m ARCNET: @BNC 75 ohm Cable, Up to 200m
Power Requirement	117VAC (85V ~ 132V) / 220VAC (170V ~ 264V), 50/60Hz
Recovery after Power Down	Within 24 hours: Automatic recovery as it was. Over 24 hours: Back to initial user setup.
Dimensions	Operation Console: W483 x H155 x D420 mm ( W19.02 x H6.10 x D16.54 inch) / 4RU Mainframe: W483 x H132 x D500 mm ( W19.02 x H5.20 x D19.69 inch) / 3RU
Power Consumption	Operation Console: 50VA or less Mainframe: 150VA or less
Weight	Operation Console: 11kg (24.25lbs) Mainframe: 15kg (33.07lbs)

Design and specifications are subject to change without notice.

### Ikegami Tsushinki Co.,Ltd.

■ URL <http://www.ikegami.co.jp/en/>

SH97A106-H11 Printed in Japan

■ **Head Office**  
5-6-16 Ikegami, Ohta-ku, Tokyo 146-8567, Japan TEL.03-5700-1111/FAX.03-5700-1137

■ **Overseas Sales Division**  
5-6-16 Ikegami, Ohta-ku, Tokyo 146-8567, Japan TEL.03-5700-4117/FAX.03-5748-2200

### Ikegami Electronics (Europe) GmbH ■ URL <http://www.ikegami.de>

■ **Headquarters**  
Ikegami Strasse 1,D-41460 Neuss, Germany TEL.02131-1230/FAX. 02131-102820

■ **U.K. Branch**  
Unit E1 Cologne Court, Brooklands Close, Windmill Road, Sunbury-on-Thames, Middlesex TW16 7EB, England TEL.01932-769700/FAX.01932-769710

■ **Denmark Office**  
Frederikssundsvej 266, 2700 Broenshoej, Denmark TEL.3880-9903/FAX.3881-9903



Certified  
JQA-0773



Certified  
JQA-EM3888



Accredited by the Dutch  
Council for Certification